

Can't Get Enuff

Words and Music by Kip Winger and Reb Beach

E5 and **E5^{VII}** **G5^{III}** **A5** **D5^V** **A5^{VII}** **G5^V** **B5^{II}** and **B5^{VII}** **A^V** **E^{IV}**
 1 1 1 3 4 1 3 4 1 1 1 3 4 1 3 4 1 3 4 1 3 4 2 fr. 1 3 4 3 2 1 3 1 2

Intro

Driving Rock

♩ = 96

Intro: E pedal in bass (w/synth, and drums)

(at Bridge)

E5

Hey, hey.

mp

Riff A

T
A
B

7 7 7 7 7 7 7 7 7

I can't get e - nuff.

p

9
9
7
0

* (w/volume pedal)

D5 **G5 A5** **G5 E5** **D5 N.C.**

Hey, hey.

Rhy. Fig. 1

ff

P.M. P.M.

9
9
7
0

7 2 9 7
7 0 9 7
5 0 5 7
3 0 3 0

E5 G5 D5 G5 A5 G5 E5 D5

Hey, hey. I can't get e - nuff. _

(end Rhy. Fig. 1)

P.M. P.M.---

Detailed description: This system contains the first musical system. It features a vocal line in treble clef with a key signature of one sharp (F#). The lyrics are "Hey, hey. I can't get e - nuff. _". Above the vocal line are guitar chords: E5, G5 D5, G5 A5, G5 E5, and D5. Below the vocal line is a guitar accompaniment line in treble clef, with a "P.M." (pedal point) marking under the first and second measures. Below the guitar line is a guitar tablature line with fret numbers: 9 7, 9 7, 2 0, 5 3, 5 3, 5 7, 5 7, 5 9, 7 9, 0 0, 0 0.

Verse 1

E5 G5 E5 G5 N.C. D5 E5 G5 N.C. D5 E5

Hey, hey. You don't make it eas - y, ___ you nev - er keep _ it straight,

Rhy. Fig. 2 (end Rhy. Fig. 2)

Gr. 1 P.M.--- P.M. P.M. P.M.--- P.M. P.M.

Detailed description: This system contains the second musical system, labeled "Verse 1". The vocal line has lyrics: "Hey, hey. You don't make it eas - y, ___ you nev - er keep _ it straight,". Chords above are E5, G5 E5, G5 N.C. D5, E5, G5 N.C. D5, and E5. The guitar accompaniment line includes a "Gr. 1" (grace note) marking and "P.M." markings. The guitar tablature line shows fret numbers: 9 7, 9 7, 2 0, 5 3, 9 7, 0 0, 9 7, 5 0, 7 5, 9 7, 0 0, 9 7, 5 0, 7 5, 9 7.

G5 N.C. D5 G5 E5 G5 N.C. D5 G5 E5 G5 N.C. D5 G5 E5

but you're so damn sex - y, I can't keep a - way ___ I need your love, ___

P.M.--- P.M. P.M.--- P.M. P.M.--- P.M.

Detailed description: This system contains the third musical system. The vocal line has lyrics: "but you're so damn sex - y, I can't keep a - way ___ I need your love, ___". Chords above are G5 N.C. D5 G5 E5, G5 N.C. D5 G5 E5, and G5 N.C. D5 G5 E5. The guitar accompaniment line includes "P.M." markings. The guitar tablature line shows fret numbers: 9 7, 9 7, 2 0, 5 3, 7 5, 9 7, 0 0, 9 7, 5 0, 7 5, 9 7, 0 0, 9 7, 5 0, 7 5, 9 7.

Coda I

E5 G5 D5 G5 A5 B5

don't give up. Can't get e - nuff of you ba - by.

Bridge

E5 B5 A E B5 E5 B5 A

Can't get e - nuff of you ba - by. It's not

P.M. - 1 P.M. - 1 P.M. - 1 P.M. - 1

E B5 E5 B5 A E B5

e - nuff, do you want to give me some? Can't get e - nuff, don't keep me wait -

2nd time to Coda II

E5 B5 A5 E5 G5 D5 G5 A5

ing. It's not e - nuff. Come on! Put it right here.

8va. Gtr. solo loco

full full w/bar -11/2 (24)

G5 E5 D5 E5 G5 D5

8va.....

Huh!

3

full

full

full

full

1/2

G5 A5 G5 E5 D5 E5

8va.....

Harm.

w/bar

Harm.

1/2

1/2

full

full

full

3

3

3

D.S.S. al Coda II

E5 A5 B5

I can't get e - nuff, I'm still hun - gry.

Coda II

Verse 3

G5 E5

e - nuff. It's al - right,

E5 G5 D5 G5 A5 G5 E5

nev - er e - nuff. I can't get e - nuff, I'm still hun - gry. And

8va.

full

17 (17) 16 15 14

D5 E5 G5 D5

ba - by give it up. (Hey - hey) don't you know?

15 14 12 14 12 12 14

G5 A5 G5 E5

Can't get e - nuff of you ba - by.

(14)

D5 E5 G5 D5

Come and get me. I

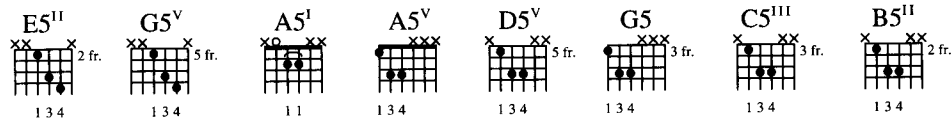
A.H. grad. bend full

A.H.

2 4 2 0 3

Loosen Up

Words and Music by Kip Winger, Reb Beach, Paul Taylor and Rod Morgenstein



Tune Gtr. down 1/2 step:

- ⑥ = E♭ ③ = G♭
- ⑤ = A♭ ② = B♭
- ④ = D♭ ① = E♭

Driving Rock ♩ = 108

N.C.(E)

Huh, huh.

T
A
B

0 0 0 2 3 4 0 1 2 (2) 2 0 0 0 0 0 0 0 x

8va.....

E5 G5 A5 E5 G5 D5

full

17 15 17 17 15 2 (2) 4 3 5 9 5 9 / 7 5 7 7 5 7 5

Rhy. Fig. 1

5 5 0 0 5 5 0 0
 4 4 7 7 4 4 7 7
 2 2 5 5 2 2 5 5 7
 0 0 0 0 5 5 7

un - der pres - sure, a - bout to lose it, _____

Fretboard diagram: 2 0 0 0 | 0 0 0 2 3 4 | 0 0 0 2 3 4 | 0 1 2 0 (2)

Chorus

lose my mind. _____ I need to loos - en up. Loos - en up. _____

A5 D5 A5 G5 E5 C5 D5

Rhy. Fig. 2

P.M.-----

Fretboard diagram: 2 0 | 7 7 5 | 7 7 5 | 5 4 2 | 5 5 5 7 | 5 5 5 7 | 0 2 0 2 1 0 3

w/Lead Fill 1

I need a lit - tle juic - ing up. _____ I've been { hang - in' from the noose, Get in - to your bod - y,

D5 A5 G5 E5 C5 B5 A5 G5 D5 A5 G5 E5

w/Lead Fill 3 on D. S.
2nd Lyric on D. S.

Fretboard diagram: 7 7 5 | 5 4 2 | 7 7 5 | 5 4 2 | 7 7 5 | 5 4 2 | 5 4 2 | 5 4 2

Lead Fill 1

T	13	12		
A			14	12
B				

Lead Fill 3

T									
A									
B									

end Rhy. Fig. 2

1. C5 D5 D5 A5 G5 E5 C5 B5 A5 G5

ba - by won't_ you cut me loose? } Come on ev - 'ry - bod - y, ___ loos - en__ up. _____
 time to start_ a par - ty. _____

P.M.-----

w/Lead Fill 2

2. C5 B5 A5 G5

loos - en__ up. _____ Loos - en up.

Uh! _____

Lead Fill 2

T 13 12 14 12

A

B

Solo

7 7 9 7 7 9 x x x 7 7 9 7 9 7 6 7 5 7 5 7 5 (5)

w/bar

Rhy. Fig. 3

gradual bend 1/2

0 0 0 0 0 0 0 0 0 0 0 0 4

6 1/2

Harm. +4

Harm. +4 w/bar

10 9 10 12 10 9 11 9 10 9 10 9 7 7 5

end Rhy. Fig. 3

0 0 0 0 0 0 2 x 0 0 0 2 3 4 0 1 2 0

w/Rhy. Fig. 3
8va

full full 2 full 1/2

19 17 19 17 20 16 17 10 19 20 x x 12 15 12 15 12 14 12 12 14 12

D. S. al Coda

8va

8 6 7 3 1/2

T T T T

12 14 16 14 12 11 12 14 16 13 14 16 10 16 14 13 14 15 17 19 21 19 17 15 15 17 19 21 (21)

Coda

Outro Chorus
w/Rhy. Fig. 2 (1st 7 bars)

D5 A5 G5 E5 C5 D5

Loos - en up. I need to loos - en up. Loos - en up.

5 4 2 5
5 4 2 5
3 2 0 3

7 (7) 5 7 7 9 7 9 7 7 8 10 12 11 10 9 10 11 12 10(10)

D5 A5 G5 E5 C5 B5 A5 G5 D5 A5 G5 E5

I need a lit - tle juic - ing up. I've been hang - in' from the noose,

8va

very gradual bend

20 12

C5 D5 D5 A5 G5 E5 w/Lead Fill 4 C5 B5 A5 G5

ba - by won't you cut me loose? Come on ev - 'ry - bod - y, loos - en up.

5 4 2 5
5 4 2 5
3 2 0 3

Lead Fill 4

T 13 12 14 14 12

A

B

E5 G5 A5 E5 G5 D5 E5 G5 A5

Loos-en up. ___ Loos - en up.

8va.-----

full 1/2 full full full

7 (7) 5 7 5 12-14 12 12 14 (14) 15 15 (15) 12 15

E5 G5 D5 E5 G5 A5 E5 G5 D5

Ev-'ry - bod - y, ___ ev - 'ry-bod - y. ___

8va.-----

(15) 15 12 15 14 15 14 12 14 12 14 12 14 12 14 9 7 (7) 5

E5 G5 A5 E5

Yeah, ___ yeah. ___ Hey, ev-'ry - bod - y, loos-en ___ up. ___

5 5
4 4
2 2


0 2 3 0 3 0

Verse 2:

I need it fast, I'm in need of the buzz.
 When we're all together, I'm in need of the buzz.
 Like a time bomb, I'm about to explode.
 We've got to come together, before I explode.
 I'm spending too many days under pressure.
 About to lose it, lose my mind.

Miles Away

Words and Music by Paul Taylor



Rock ballad ♩ = 88

Intro: piano only

Verse

Gtr. Tacet

Chords: F, Am, Dm7, Bb

1. So this is love, ___ or so you tell ___ me, ___
 2.3. See additional lyrics

Chords: C7, Fsus, F, F/E, Dm7, Bb

as you're walk-ing _ out the door. _ The months go by, ___ and I know for cer-tain,

Chords: C7, Fsus, F, Bridge Am, Bb

it's not the love _ I'm look - ing for. Some - times, _

T
A
B

Chords: Am, Bb, C To Coda

just for a mo - ment, I reach ___ out, ___ hope you're still there.

T
A
B

Chorus

C5 D5 Bb5 F5 C5 D5 C5 Bb5

Miles a - way, no, you're nev - er turn - ing back. I just can't wait an - y - more.

Rhy. Fig. 1

w/Lead Fill 1

F5 C5 D5 Bb5 F5 C5

Miles a - way, noth - ing left of what we had.

G5 D5 C5 Bb5 w/Rhy. Fill 1 (2nd time only) 1. (F) (G5)(Am)

Just when I need - ed you most, you were miles a - way.

(end Rhy. Fig. 1)

Lead Fill 1

T
A
B

Rhy. Fill 1
Bb5

T
A
B

2. **Bridge**

F5 C5 G5 A5 B♭5

When times were tough, _____ and you were down and out, _____

F5 C5 G5

who was there by your side? _____ Now you're gone, I'm so

A5 B♭5 C5

tired of be-ing a-lone, _ with on-ly your prom- is-es. _____

P.M.-----

Guitar Solo
w/Rhy. Fig. 1

C5 D5 B♭5 F5 C5

Yeah.

(Ld. Gtr.)

1. w/Lead Fill 3

D5 C5 Bb5 F5 C5

2. G5 D5 C5 Bb5

Just when I need - ed you most, ___ wo - oh. ___ Just when I need - ed you most, _

The first system of music consists of two staves. The top staff is a vocal line in G major with lyrics: "Just when I need - ed you most, ___ wo - oh. ___ Just when I need - ed you most, _". The bottom staff is a guitar accompaniment line. Above the guitar staff are guitar tablature lines with fret numbers: 5 5 3 | 7 7 5 3 | 7 7 5 3 | 5 5 3 1 | 3 5 | 3 5 | 5 7 7 5 3 | 5 5 3 1.

(F)

___ you were miles _ a - way. ___

The second system of music consists of two staves. The top staff is a vocal line with lyrics: "___ you were miles _ a - way. ___". The bottom staff is a guitar accompaniment line. Above the guitar staff is a guitar tablature line with fret numbers: (3) | 6 8 5 |

Lead Fill 3

8va.

full

T
A
B

15 (15) 13 13 (13)

The "Lead Fill 3" section is enclosed in a box. It features a melodic line in 4/4 time with a "8va." (8th octave) label and a "full" label. Below the melodic line is a guitar tablature line with fret numbers: 15 (15) 13 13 (13). The letters "T", "A", and "B" are stacked vertically on the left side of the tablature.

Additional Lyrics

Verse 2:

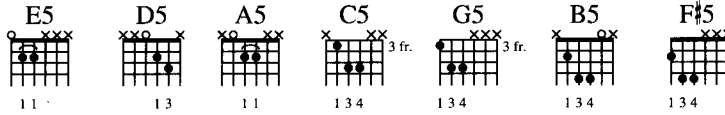
It's hard to tell what you're going through,
 You kept your feelings locked inside of you.
 Open your heart and chances are
 What you're feeling, I'm feeling too.
 If only just for a moment,
 Hold on to the dreams that we had.

Verse 3:

The loneliness just fades away.
 Thoughts of you, just memories.
 No crying now for what we're missing.
 Time won't forget what you meant to me.
 If only just for a moment,
 Hold on to the dreams that we had.

Easy Come Easy Go

Words and Music by Kip Winger



Moderate rock ♩ = 118

Tune Gtr. down 1/2 step:

⑥ = E♭ ③ = G♭

⑤ = A♭ ② = B♭

④ = D♭ ① = E♭

E5 D5 A5 E5

Rhy. Fig. 1

D5 A5 E5 D5 A5 E5

Verse 1

E5
w.Rhy. Fig. 1

D5 A5

1. If you start to feel like there's no time to waste,

(end Rhy. Fig. 1)

E5 D5 A5 E5

ba-by, try to let go. _____ There's noth - ing that strong, _____ that

D5 A5 E5 D5 A5

can't break your heart. _____ Eas - y come, _____ eas - y go. _____ And, the

Bridge

Verses 2, 3 & 4

C5 w/Lead Fill 1 G5 D5 E5 w/Rhy. Fig. 1 D5 A5

on - ly, on - ly, on - ly way you'll find it, 2. is if you're not dig- ging too deep, __ though it's
 Rhy. Fig. 2 (end Rhy. Fig. 2) 3. 4. See additional lyrics

Bridge

E5 D5 A5 E5 w/Rhy. Fig. 2 and Lead Fill 1 D5 A5

eas - i - er said __ than done. _____ You've got to feel it __ in your blood. _ Play the
 E5 D5 A5 C5 G5 D5

game like you've al-read-y won. __ And you'll on - ly, on - ly, on - ly own it when you say ...
 (2nd time) that you'll

Chorus

(C5) (G5) D5 Dsus4 (D) (C5) (G5) D5 Dsus4 (D)

Eas- y come, _ eas- y go, _ this won't break _ my heart, __ don't you know?

P.M. P.M. P.M. P.M.

Lead Fill 1 *8va*

T 19 17 20 17

A

B

To Coda ♪

(C5) (G5) D5 Dsus4 (D) C5 G5 D5 w/Rhy. Fill 1 (2 times only)

Some- times high, _ some- times low. _ Eas- y come, _ eas - y go.

P.M. P.M.

1. w/Rhy. Fig. 1 (first 4 bars only)

E5 D5 A5 E5 D5 A5

Yeah!

2. Solo B5 A5 E5 B5 A5 E5

full 1/2

Rhy. Fill 1 D5

(C5) (G5) D5 (C5) (G5) D5

Some-times high, _ some-times low. _

(end solo)

1/2 full full

(13)13(13) 12 (12)10 13 10 13 10 12 10 12 (12)11 1211 11 1410 12

3 2 0 3 2 0 3 3 3 3 3 3

C5 G5 D5 E5 w/Rhy. Fig. 1. (1st 4 bars only) D5 A5

Eas- y come, _ eas - y go. Let's go!

(Lead)

full

5 5 5 3 5 5 3 3 5 3 3 3 0 2 0 2 0 0 2 2

E5 D5 A5 C5 w/Rhy. Fig. 2 and Lead Fill 1 G5 D5 E5 w/Rhy. Fig. 1

Eas - y come, _ eas - y go. _ If you're not

A.H. grad. bend full A.H. 8va

grad. bend full A.H. 8va

3 3 3 (15)17 15

D5 A5 E5 D5 A5 E5

dig - gin'too deep. _ Eas - y come, _

8va

full full full full

1/2 14 12 14 12 14 12 14 12 14 12 19 21 20 22 22 22 22 22 22 22

C5 **Begin Fade**
w/rhy. Fig. 2 and Lead Fill 1

D5 A5 E5 D5 A5

eas- y go. Eas- y come, eas - y go. Eas - y come,

G5 D5 E5 D5 A5

eas - y go.

15 15 12 15 15 12 15 15 12 12 12 15 12 15 12 14 12 x x 2

E5 D5 A5 E5

(2) 0 2 0 2 0 2 0 2 0 2 0 0 2 0 2 (2) 9 7 9 9 10 (10) 0

D5 A5 E5 D5 A5

A.H. 8va. A.H.

10 10 0 9 0 9 7 9 7 10 12 15 12 15 12 15 12 15 12 (15)

Verse 3:
 You fell in a trap
 That won't let you win.
 You try again and again.
 You let the heat burn your feet.
 Baby try to understand,
 (To Bridge:)

Verse 4:
 So if you start to feel
 That there's no time to waste,
 Baby try to let go.
 There is nothing so strong
 That can't break your heart,
 Sometimes high, sometimes low.
 (To Bridge:)

une Gtr. down 1/2 step

= Eb (3) = Gb

= Ab (2) = Bb

= Db (1) = Eb

Rainbow In The Rose

Words and Music by Kip Winger and Reb Beach

Chord diagrams for various chords with fret numbers:

- Eb5 (134)
- Db5 (134)
- A5 (11)
- F5 (134)
- G5 (134)
- D5 (13)
- Gb5^{1X} (9 fr.) (134)
- C5 (3 fr.) (134)
- D5^V (5 fr.) (134)
- E5^{M1} (7 fr.) (134)
- F5^{M11} (8 fr.) (134)
- Ab5^{1X} (11 fr.) (134)
- G5^X (10 fr.) (134)
- Bb5 (134)
- Gb5 (134)
- Ab5 (4 fr.) (134)

Moderate rock ♩ = 94

Rhy. Fig. 1

Gr. II

(end Rhy. Fig. 1) w/Rhy. Fig. 1

First system of guitar notation with chords: A5, F5, G5, A5, F5, G5, A5, F5, G5. Includes tremolos, *P.M., and dynamics like *f* and *full*. Fret numbers are shown on the bass staff.

Second system of guitar notation with chords: A5, F5, G5, A5. Includes triplets, semi-harmonics, and dynamics like *full* and *A.H.* (8va). Fret numbers are shown on the bass staff.

Verse

1st time Gr. 1 tacet, 2nd time play

Rhy. Fig. 2 (4 times)

Verse guitar notation with lyrics: "1. Deep in - side, my hun - ger grows. I've got to find The rain - bow in the rose. Some-where the spir - it shines let ring". Includes chords: A (5 open), Bb, C, Bb, Dsus2. Dynamics like *full* and *A.H.* are present. Fret numbers are shown on the bass staff.

like a moon- light. _____ I move on.
 like a ho - ly light. _____ We move on.

Chorus

Some - where _ the spir - it _ shines _____ but I'm still search- ing _ for _____ the
 Some - day _ it will be _ mine, _____

Gr. II

w/Rhy. Fig. 1 (2times)

rain - bow _ in _ the rose, _____ If
 rain - bow _ in the rose. _____

A5 F5 G5 D5 F5 G5 A5 F5 G5

*P.M. *P.M. *P.M. *P.M.

you can lead _ the way, _ you know, ba - by, I _ will fol - low. _____ Search- ing _ for, _ I'm still

8va

Gtr. I

loco

E5

F5

N.C.

5 + +

8va

6

T T

T T

(22) 19

17 19 17 16

17 15

13 12

(12)

7 8 10

9 10 12 14 10 9 10 12

9 11 12

10 12 13

10 12 14 15 17 19

17 19 20

17 19 20

Gtr. II

1/2

P.M.

P.M.

P.M.

* Hammer w/left hand.
** Tap w/both the right hand middle and ring fingers.

(cont. in slashes)

0 1 0 4 0 4

4

2 3 2

5

2 2 5

2 3

2 2 3

2 2 2

2 2 2 2

3 3 3 3

3 3 3 3

3 1 3 0

Chorus

Bb5

Gb5

Ab5

Bb5

Gb5

Ab5

Bb5

Gb5

Ab5

P.M.

*P.M.

P.M.

P.M.

P.M.

Search-ing ___ for ___ the rain - bow ___ in ___ the rose. _____

8va

full

21 20 10 20

18 20

21 19 10 20 10

21

20 21 20 21

Bb5

Gb5

Ab5

Bb5

Gb5

Ab5

*P.M.

*P.M.

*P.M.

If you can lead ___ the way, ___

8va

loco

full

full

(21)

21

10 21 10 10

20 20

(20) 10

20 10 10

20 10 20

E \flat 5 G \flat 5 A \flat 5 B \flat 5 G \flat 5 A \flat 5 D \flat 5

ba-by, I ___ will _ fol - low _ to find the rain-bow. _ I'm just look-ing through _ the win-dow at the

9 8 6 8 6 8 9 7 6 8 6

G \flat 5 IX A \flat 5 IX (cont. on staff)

rain - bow ___ in ___ the rose. _____

*8va

Gtr. I 3

**Gtr. II 3

*w/bar

14 14 16 18 16 14 15 17 15 15 15 18 15 18 19 18 16 15 17 15 16 16 (16) 13 15 13 13 12 15 12 15 16 15 13 13 15 13 14 (14)

*8va applies to Gtr. I only. *Both Gtrs.
 **Gtr. II in italics.

⑥5fr. B \flat ⑥7fr. B ⑥9fr. C \sharp ⑥8fr. C

(11)

⑥5fr. B \flat ⑥7fr. B ⑥9fr. C \sharp ⑥8fr. C

A.H. (15ma)

1/2 full

(11) 6 6 6 8

w/Rhy. Fill 1

N.C.
8va.....

loco

6 3

④ 6fr. A \flat ⑤ 6fr. E \flat 3fr. C 4fr. D \flat

A.H. (8va) A.H.

full full A.H.--- A.H.---

Semi-harm.

④ 6fr. A \flat ⑤ 6fr. E \flat 8fr. F 3fr. 4fr. 6fr. C D \flat E \flat P.M. 5fr. D \flat 4fr. D \flat 3fr. ⑥ 6fr. 4fr. 3fr. C B \flat A \flat G P.M.

8va.....

hold----- full semi-harm.

T * T T T T

23 2118 20 16 18 21 16 18 20 18 16 18 20 18 16 18 20 16 16 16 18 16 16 16 18 16 10 16 17 (17)

1fr. F 4fr. A \flat 3fr. 4fr. ⑤ 1fr. G A \flat B \flat 4fr. D \flat 3fr. C 4fr. D \flat 8va.....

P.M. -1/2

full w/bar -1/2 6 3 T T T T

9 9 10 8 8 11 8 8 (8) 8 11(11) 8 8 10 11 10 11 10 11 13 15 12 13 15 17 15 13 15 17 13 14 11 13 16 13 11 13

6fr. E \flat 8va..... 5fr. D \flat 3fr. C 1fr. B \flat

11 5 6 12

T T T T T T T T T T T T T

15 16 18 20 22 20 18 16 18 20 18 20 18 16 18 20 18 20 18 16 20 18 17 20 18 16 20 18 20 18 16 20 18 17 20 18 17 18 20 18

Rhy. Fill 1

6

T

A

B 8 6 4 8 6 4 3 4

⑥ 1fr. F 3fr. G 4fr. A \flat 6fr. B \flat

8va. + loco

T 3

20 18 16 13 11 13 11 9 12 10 13 11 10 11 10 13 11 11 (11) x x

④ 3fr. F ⑤ 3fr. C 4fr. D \flat 3fr. C 4fr. D \flat 6fr. E \flat 5fr. D \sharp 3fr. C 1fr. B \flat

P.M. > P.M. >

(8va) A.H. A.H.

full

10 10 10 10 10 10 0 10 8 (8) (8) 6 (8) 6 6 8 6 6 8 6 6

⑥ 1fr. F 3fr. G 1fr. F 3fr. G 4fr. A \flat ⑤ 1fr. B \flat

8va. + P.M. >

full T T T T T T T T T T T T T T full

16 16 13 18 13 16 13 11 16 13 11 13 18 11 18 13 11 13 15 10 15 13 10 15 10 13 10 8 10 6 (8) (8) x 8 (8) 6

3fr. C 4fr. D \flat 6fr. E \flat 5fr. D \sharp 3fr. C 1fr. B \flat

full

8 10 8 8 10 10 (10) 13 15 13 13 15 15 13 19 15 13

⑥ 1fr. F 3fr. G 1fr. F 3fr. G 4fr. A \flat ⑤ 1fr. B \flat

P.M. > loco

full full 1 1/2 full full full full

13 16 13 16 18 18 16 18 16 15 16 15 15 17 (17) 13 11 13 16 15 (15) 15 (15) 15 13 15 19

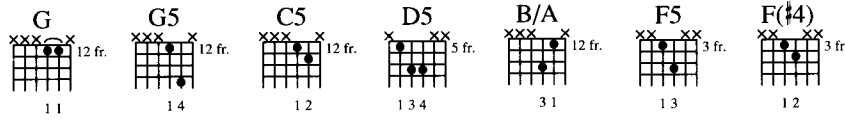
Fade out

Verse 2
In the howling wind . . .
I first heard the voice.

To be free again. And it said . . .
Find the rainbow in the rose.

In The Day We'll Never See

Words and Music by Kip winger, Reb Beach, Raul Taylor and Rod Morgenstein



Free time

Tune Gtrs, down 1/2 step:

⑥ = E♭ ③ = G♭

⑤ = A♭ ② = B♭

④ = D♭ ① = E♭

(Keys and bass)

Voicings used for chords written in slash notation

N.C.

(Approx. 8 seconds)

(w/heavy delay) full full full full full 1 1/2 A.H. -1 w/bar

T
A
B

-1 1/2 A.H. (8va) *Harm. -1 Harm. ** +1/2 (8va) -1 w/bar -1 1/2 A.H. *Harm. -1 T Harm. ** +1/2 (8va) w/bar -1

2 (2) (2) 2 7 (7) 19 17 14 17 14 17 14 15 4 (4) (4)

*Depress bar before striking note.

** Pull bar up.

+ fdbk. Harm. -3 -1 Harm. (8va) Harm. -3 -1 Harm.

T fdbk. Harm. -3 -1 Harm.

0 (0) (0) 0 7 (7) 5

Moderately ♩ = 130

Rhy. Fig. 1

G5 N.C. C5 D5 B♭5

0 3 5 0 5 7 0 2 0 3 0 1 5 7 7 7 0 3

(0) 3 5 5 0 2 3 5 5 7 7 7 5 5 5 0 1

Bsus2

D5

Dsus2

D5

B \flat

D5

night of my birth, I grew up with no place to jam. Just

P.M. P.M. P.M. P.M. P.M.

1 3 5 7 9 7 6 6 6 7 7 5

Dsus2

D5

C5

B \flat sus2

A5

D5

A5

G5

hear-in' the talk, some-one re-mem-ber-ing. When all the chil-dren sang
The world is spin-ning round.

P.M. P.M. P.M. P.M. P.M. P.M. P.M.

9 7 5 1 2 7 9 7 7 9 7 5

A7

G

C5

A5

D5

A5

G5

E7/A

A5

and all you heard was the word. It's
The light of the moon is now the tear of the clown. Hear the word,

P.M. P.M. P.M. P.M. P.M. P.M.

7 6 4 6 2 7 9 7 7 7 6 2

To Coda \diamond

D5

A5

G5

A7

G

A7

F(#4)

F5

F(#4)

fun-ny how we've changed. We're get-ting clos-
it's com-ing down.

P.M. P.M. P.M. P.M. P.M.

7 9 7 7 6 4 6 4 5 5 4

Chorus

w/Rhy. Fig. 1

F5 N.C. G5 N.C. C5

er... To the day we'll nev - er see the ris - ing sun.

*8va. Riff A

Gr. II *dim.*

Gr. I

(4) 5 18 20 22 20 20 19 17 (17)
 (3) 3 3 5 0

* 8va = Gr. II only

D5 Bb5 N.C. C5 N.C. G5

It's set-ting in the day we'll nev - er see.

8va. (end Riff A) Riff B

1.

18 20 17 22 20 19 17

N.C. C5 D5 Bb5 N.C. C5 N.C.

What have we done?

8va. (end Riff B)

full

(17) 19 18 20 17 18 17 15 19

2.

w/Rhy. Fig. 1
w/Riff A

G5 N.C. C5 D5 Bb5 N.C. C5 N.C.

we'll nev - er see. We're get - ting clos - er... to the day

G5 N.C. C5 D5 Bb5

we'll nev - er see the ris - ing sun. It's

w/Rhy. Fig. 1 (1st 2 bars only) w/Rhy. Fig. 2

N.C. C5 N.C. G5 N.C. C5 D5 Eb5

set - ting in the day we'll nev - er see. What have we done?

Tr. I Tr. II

G G5 C5 G C5 G B/A G

let ring ----- let ring -----

Guitar solo

w/Rhy. Fig. 2

C D5 D5 Dsus2 D5 Bb D5

P.M. >

Dsus2 D5 8va... C5 Bbsus2 D5 Dsus2 D5 Bb

-1

w/bar -1 full full

D.S. al Coda

D5 Dsus2 D5 C5 Bbsus2 A5

8va... loco

full full full

The

Rhy. Fill 2 C5 D5 C5 Eb5

T					
A	(9)	7	7	7	5
B	(9)	5	5	5	3

Coda Φ F(#4) F5 F(#4) F5 w/Fill 2 $\textcircled{4}$ open D

get - ting clos - er to the day

(Get - ting clos - er.)

Chorus
w/Rhy. Fig. 1 (till fade)
w/Riff A (3 times)

N.C. G5 N.C. C5 D5 Bb5

we'll nev - er see the ris - ing sun. It's

N.C. C5 N.C. G5 N.C. C5

set - ting in the day we'll nev - er see. What have we done?

D5 Bb5 N.C. C5 N.C.

(Spoken:) What have we done? In the day

Gr. III 8va. loco

15 18 10 17 17 15 15 13 13 11 11 10 11 10 12 10 9 12

G5 N.C. C5 Bb5

(Gr. III out)

we'll nev - er see the ris - ing sun. It's

(12) x x

Fill 2 8va. -----

T 10 20 17

A

B

N.C. C5 N.C. w/Riff B G5 N.C. C5

set - ting in the day we'll nev - er see. The time has come.

D5 Bb5 N.C. C5 N.C. w/Riff A (till fade) G5

The time has come.
(In the day we'll nev - er see.)

Gtr. III

5 7 7 7 7 7

N.C. C5 D5 Bb5 N.C. C5 N.C.

In the day

7 7 7 7 7 7 7 12 14 12 13 12 14 13 15 15 15 5 7 7 8 3 5 3 5 3 (9)

G5 N.C. C5 D5 Bb5

we'll nev - er see. 8va

T T

10 12 14 12 10 9 14 12 10 9 9 10 14 12 14 12 12 12 10 10 10 12 15 12 14 15 17 15 17 18 15 17 18 15 17 10 15 17 19 20 22

N.C. C5 N.C.

In the day _____ we'll nev - er see. _____

8va.....

loco

T T T T *

8 10 7 10 12 10 9 7 10 12 10 9 7 9 10 12 7 9 10 9 10 12 14 12 10 9 10 12 10 12

G5

N.C.

N.C. C5

8va.....

6 5 7

T T * * T T

17 15 13 12 14 12 10 9 10 12 x 13 15 17 13 15 17 18 17 15 13 15 17 20

D5

D5 Bb5

8va.....

3 3 3

T * T * T * T T

17 15 13 * 17 20 17 15 13 20 17 15 13 17 15 13 15 15 17 20 17 15 * 17 18 17 18 17 15 13

N.C.

C5

N.C.

In the day _____ we'll nev - er see. _____

8va.....

loco

full

T *

15 17 15 13 12 * 15 17 15 13 15 17 17 18 x x 20

Fade out

Verse 2

Crucify while you stand by.
 You hear the call, don't blink an eye.
 Where will you go? Nowhere to run.
 What can be saved when the damage is done?

Under One Condition

Words and Music by Kip Winger and Reb Beach

Intro

Slow rock ♩ = 80

Synth. and Percussion

Rhy. Gtr. B Bsus4 G5 E5 B Bsus4 G5 A5 E5

T	4	5	4	5	5	2	5	2	2
A	4	4	5	4	4	2	5	0	2
B	2	2	5	2	2	0	5	0	0

Verse 1

*(C#m7)

(B4-3)

1. She's look-ing in the eye of a mind made ___ up that the pain will _ last ___ for -

2. See additional lyrics

(clean w/flange and delay)

*Chords implied by bass and keyboards.

(N.C.)

(C#m7)

e - er. And he's head-ed for a heart all closed ___ up. ___ Will you

(B4-3) (N.C.) (B5) **Bridge** (G#m7)

ev - er o - pen up? She said: "Nev - er!" What is the se - cret to

0 4 4 | 5 4 5 | 4 6 6 6 6 6 6 6 6

(G#m/C#) G#5 (G#m7) (G#m/C#) E5

keep - ing your head and your prom - is - es? Oh!

4 6 6 6 6 6 6 6 9 8 6 | 4 6 6 6 6 6 6 6 6 | 4 6 6 6 6 6 6 6 5 5 4 4 2 2

Chorus

B Bsus4 G5 E5 B Bsus4 G5 E5

"I'll mend your bro - ken heart," { she said } "Un - der one con - di - tion. If I

{ he said }

4 4 2 | 4 5 4 4 2 | 5 5 3 2 0 | 4 4 2 | 4 5 4 4 2 | 5 5 3 2 0

B Bsus4 G5 E5 B Bsus4 G5 A5 E5

lift you up, you'll nev - er let me down. Dar - lin', un - der one con - di - tion."

4 4 2 | 4 5 4 4 2 | 5 5 3 2 0 | 4 4 2 | 4 5 4 4 2 | 5 5 3 2 0 2 0

G#5

G5

E5

Solo
Bm

"This is my one, ___ this is my one ___ con - di - tion."

Lead Gtr. II

1/2

full

1/2

Rhy. Gtr.

E7

1/2

1/2

Bm

full

full

full

full

full

1/2

0

0

0

0

2

3

5

2

5

7

5

7

7

8va...

E7

Musical notation system 1: Treble clef, key signature of three sharps (F#, C#, G#). The staff contains a melodic line with various ornaments and a triplet. The guitar fretboard below shows fingerings: 12, 10, 12, 17, 17, (17), 16, (16), 14, 16, 14, 17, 17, 14.

Musical notation system 2: Treble clef, key signature of three sharps. The staff contains a melodic line with triplets and a bend. The guitar fretboard below shows fingerings: 7, 7, 7, 5, 7, 4, 7, 7, 4, 7, 5, 7, (7). A label "grad. bend full" points to the bend on the 5th fret.

Musical notation system 3: Treble clef, key signature of three sharps. The staff contains a melodic line with a "ke" ornament and a "full" bend. The guitar fretboard below shows fingerings: 7, 7, 7, 10, 10, 7, 10, 7, 10, 7, 10, 9, (9), 7, (6), 6, 7, 5, 6, 7, 5, 5, 8. Chord labels G5, A5, and B5 are placed above the staff. The text "Lead Gtr. II" is written below the staff.

Musical notation system 4: Treble clef, key signature of three sharps. The staff contains a melodic line with a "full" bend. The guitar fretboard below shows fingerings: 0, 0, 0, 5, 5, 3, 5, 4, 4, 2.

F#5

G5

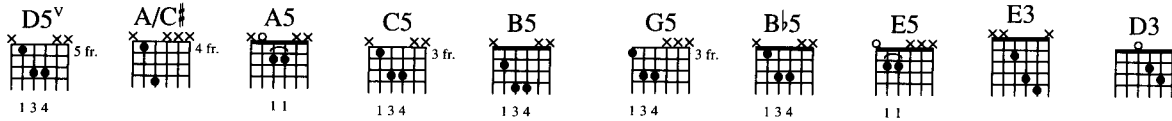
A5

Musical notation system 5: Treble clef, key signature of three sharps. The staff contains a melodic line with a "1/2" bend and a "full" bend. The guitar fretboard below shows fingerings: (6), 7, 7, 7, 9, 7, 9, 11, 10, 12, 12.

Musical notation system 6: Treble clef, key signature of three sharps. The staff contains a melodic line with a "full" bend. The guitar fretboard below shows fingerings: (4), (4), 4, 4, 2, 5, 5, 2, 3, 2, 0.

Little Dirty Blonde

Words and Music by Kip Winger and Paul Taylor



Moderately ♩ = 80 (♩ = ♩♩)

Tune Gtrs. down 1/2 step:

- ⑥ = E♭ (3) = G♭
- ⑤ = A♭ (2) = B♭
- ④ = D♭ (1) = E♭

* (Em) D5 A/C# A5 C5 B5 A5G5 A5 (Em)

Rhy. Fig. 1

*Parentheses show implied chords not played by the guitar.

She was a

(end Rhy. Fig. 1)

Bridge

Chords: B5, B6, B5, D5, A5, A6

Lyrics: this love? No, it's an-y - thing but love. But, I just can't shake the

Fretboard diagram (Guitar):

(2)	4	4	4	4	4	4	3	2	2	2	4	4	2
(2)	4	4	4	4	4	4	2	0	2	2	4	4	2
(0)	2	2	2	2	2	2	0	0	0	0	5	5	4

Chorus

w/Rhy. Fig. 1 (Em)

Chords: E5, D5 A/C#, C5, B5, A5 G5 A5 (Em)

Lyrics: fe - ver. The lit - tle dirt - y blonde, the girl's as cold as the night is long.

Fretboard diagram (Guitar):

(2)	2	4	5
(4)	4	2	

To Coda ♯

w/Rhy. Fig. 1 (1st 3 bars)

Chords: A/C#, C5, B5 G5, A5, Bb5, G5, D5A/C#, A5

Lyrics: Lit-tle dirt - y blonde, the thrill is o - ver and my luck is gone. The lit-tle dirt - y blonde. Play, boy!

w/Lead Fill 2

Chords: B5, A5, G5, A5, D5, A/C#, C5, B5 G5, A5, Bb5, B5

Lyrics: The lit-tle dirt - y blonde has got me up all night.

Fretboard diagram (Guitar):

5	5	4	2	3	4
5	5	4	5	3	4
3	3	2	5	0	1
			3	0	2
					3
					4

Lead Fill 2 *8va.*

Fretboard diagram (Guitar):

T	15	15	12	12	12	15	12	12	12	14	12
A							14	14			
B										14	

Solo
(C#m)

9 11 11 9 11 (11) 9 9 11 11 9 11 12 11 9 9 12 9 9 12 (12)

(4) 0 2 2 4 0 2 2 4 0 2 2 4 0 2 2 4 4 0 2 2 4 0 2 2 4

(Ebm)

9 12 12 11 (11) 9 9 12 9 9 12 11 9 11 9 11 11 9 13 14 11 11 14 13 14 13 11 13 11 13 13 13 11 11 14

(4) 0 2 4 4 2 4 2 4 1 2 4 4 1 2 4 4 1

* play as straight

(Em)

(14) 11 11 14 14 11 14 14 11 14 13 15 17 17 17 17 (17) 15 w/bar x 12 12 12

(1) 2 4 4 1 1 2 3 5 5 2 3 5 5 2

Coda

w/Rhy. Fig 1 (1st 3 bars)

w/Rhy. Fig 1

w/Rhy. Fig 1

Lead Fill 3

Rhy. Fill 1 C5 C5maj7 C5 D5 Dsus2 D5

Baptized By Fire

Words and Music by Kip Winger and Reb Beach

Tune Gtr. down 1/2 step:

- ⑦ = B♭ ③ = G♭
- ⑥ = E♭ ② = B♭
- ⑤ = A♭ ① = E♭
- ④ = D♭

Fast ♩ = 152

N.C.

* Solo Gtr. Introduction

Play 3 times

mp

E♭
B
G
D
A
E
B

* 7 string Gtr.

12 12 12 12 12 12 12 12 14 14 12

3 5 3 12 5 3 12 5 12 5 7 5 7 5 7 5 12

7 7 7 7 7 7 12 12 12 12 12

2 4 2 7 4 2 2 5 12 3 5 3 12 5 3 12 5 12

9 11 12 11 9 7 7 7 7 7

7 10 12 7 12 12 7 3 5 7 7 5 7 5 7 5 7

7 9 9 7 7 | 7 7 7 7 7

3 5 7 9 9 5 10 9 7 5 7 | 5 7 7 5 7 7 5 7

5 7 9 5 9 7 5 7 | 9 9 9 9 10

3 7 9 9 10 3 7 7 | 5 7 5 7 5 9 7 9

9 11 9 9 | 9 9 9 9 10

5 7 9 5 12 7 11 9 7 9 | 7 9 9 7 9 9 7 9

9 11 9 9 | 11 9 9 9 14 14

5 7 9 5 12 7 11 9 7 9 | 5 12 7 11 9 7 7 5 9 7 14 11

Moderate rock ♩ = 100

Rhy. Fig. 1

Intro E A5 E5 A5 E A5 E5 A5 E A5 E5 A5

f
w/distortion

9 10 12 10 (10) | 9 10 12 10 9 | 9 10 12 10 (10)

9 9 9 9 (9) | 9 9 9 9 9 | 9 9 9 9 (9)

(end Rhy. Fig. 1) Rhy. Fig. 2

(end Rhy. Fig. 2)

E A5 E5 A5 E5 N.C.

A.H. (8va) w/Rhy. Fig. 2A (2 times)

A.H. (8va) full A.H. (8va)

Verses 1 & 2

B5 A5 F#5 E5 F#5 B5 A5 F#5 E5 F#5 B5 A5 F#5 E5 F#5

1. Girl, I know you're out for the mon-ey; _____ flesh for gold,
2. See additional lyrics

Rhy. Fig. 3

Rhy. Fig. 2A

B5 A5 N.C. w/Rhy. Fig. 3 B5 A5 F#5 E5 F#5 B5 A5 F#5 E5 F#5

dia - monds_ and furs. _____ We've seen_ you work - in'_ on ev - 'ry guy_ in this town.

(end Rhy. Fig. 3)

B5 A5 F#5 E5 F#5 B5 A5 N.C. * w/Rhy. Fig. 1 E A5 E5 A5

Trad - ing_ your voo - doo_ for the bi - ble_ of who's who._ All of your dreams_ you're

* w/very heavy delay.

E A5 E5 A5 E A5 E5 A5 E5

search - ing for gold._ I'm not ___ too blind_ to see ___ your kind._ You were

Chorus

w/Rhy. Fig. 2
N.C.

w/Rhy. Fig. 2A (3 times)

bap - tized_ by fire, _____ paint - ed_ by rain. You're un - der_ the spell,

Substitute Rhy. Fill 1 (2nd time)

feel - ing_ no shame. ___ Bap - tized_ by fire. _ To you, it's_ a game. You were

1.

bap - tized_ by fire. _____ you, it's_ a game. (Spoken:) It's the

2.

Rhy. Fill 1

T
A
B

0 5 x x 5 x x 5 x 6 x 7 5 4 7 5 4

Bridge

w/Rhy. Fig. 4

sign of the times. How people mess with your mind. One day they say they love you, then they leave you behind. It ain't you they want. It's

* Rhy. Fig. 4 (end Rhy. Fig. 4)

1/2 1/2 1/2

x x 3 x x x x 3 x x 3 x x x 2 3 5 3

* Two gtrs. arr. for one.

you they haunt. And the weaker they make you the deeper they take you... down till you don't know what you feel. What do you feel?

Well I know your game. It's nothing new. So you can say goodbye to me 'cause I have said goodbye to you.

A5 N.C. A5 N.C. A5 N.C.

Voo - doo child. Voo - doo child. You're the voo - doo, voo - doo, voo - doo, voo - doo child.

(Spoken:) Time

full full

7 (7) 5 7 5 7 x x 7 x x 7 7 9 5 x 7 x x

E5 N.C.

to take my freedom. Time to take control. Baby, 'cause I'm on a roll. Hit it!

Gtr. II slack

Gtr. I w/bar slack

1/2

5 0

Guitar Solo
w/Riff A (4 times)
Harm. (15ma)

* Pull bar up.

A.H. pitch: D

* Execute bend w/L.H.

Riff A

Riff A1

Fill 1

Chorus

Rhy. Fig. 5 E5 F#5 E5 F# (end Rhy. Fig. 5) Rhy. Fig. 5 & 6 (3 times)

Bap - tized_ by fire, _____ paint - ed_ by rain. You're un - der_ the spell,

Rhy. Fig. 6 (end Rhy. Fig. 6)

P.M. P.M. P.M. P.M. P.M. P.M. P.M.

E5 F#5 E5 F#5 E5 F#

feel - ing_ no shame. _____ Bap - tized_ by fire, _ to you, it's_ a game. You were

1. E5 F#5 E5 F#5 E5 F# 8va

bap - tized_ by _____ fire. _____

2. E5 F#5 E5 F#

bap - tized_ by _____ fire. _____

Gtr. I (6) 2fr. F# (4) 4fr. 3fr. F# F# 2fr. E 1fr. Eb (5) 4fr. 2fr. 1fr. 2fr. C# B A# B (6) 2fr. F# F#5

P.M. P.M. P.M. P.M. P.M. P.M.

18 16 14 10 18 16 14 18 16 18 16 14 17 19 17 19 16 17 16 14 12 14 10 15 13 11 13 18 16 14 13 14 18 16 14 13 14 16 (16)

Verse 2:

From out of the trash.
 To burn in desire.
 Still this pouring rain
 In your heart
 Will keep you spinning in
 The same direction.
 Can't you see it ripping
 Your world apart?

You Are The Saint, I Am The Sinner

Words and Music by Kip Winger and Reb Beach

Tune Gtr. down 1/2 step:

- ⑥ = E \flat ③ = G \flat
- ⑤ = A \flat ② = B \flat
- ④ = D \flat ① = E \flat

Moderate rock ♩ = 110

N.C.

You are the saint, I am the sin - ner.

N.C. D5 A D5 A E5 N.C. D5 A E Esus4 D

8va
loco

full 1/2 full

T
A
B

22 22 21 21 19 x 21 19 22 21 20 (20) 19 17 17 x 14 13 14 14 16 19 (19)

Rhy. Fig. 1

(end Rhy. Fig. 1)

P.M. P.M.

T
A
B

7 6 x x 7 6 x 9 x 11 9 11 9 7 6 x x 9 10 9 9 7 x 0 0 0 0 0 0 9 9 9 9 7 x

w/Rhy. Fig. 1

N.C. D5 A D5 A E5 A.H. + N.C.

full full A.H. T T T

T
A
B

11 (11) 11 9 11 9 (11) 9 11 9 12 11 9 9 9 7 9 9 16 9 16 11 9 11 16 11 9

D5

A

E

Esus4

D

8va

3 3 3

T
A
B

11 13 14 16 14 13 11 13 16 12 14 15 17 15 17 15 17 15 14 12 14 19 22 16 (16) 10 12 14 16 17 19 16 14 12 10 (10)

Verses 1 & 2
N.C.

1. Do you real - ly be - lieve that I can't see in -
2. You love watch - ing the blood from my soul, drip - ping

Rhy. Fig. 2A

Rhy. Fig. 2B

side your cold heart? }
off of your hands. }

But like the

(end Rhy. Fig. 2A)

(end Rhy. Fig. 2B)

w/Rhy. Fig. 2A & 2B

I have wit - nessed you. Now let the truth be a light in the dark. }
ris - ing sun, your re - flec - tion will come, put you up on the stand. }

A5 N.C. A5 N.C. G5 N.C. A5 N.C.

Yeah, I can see, so clear - ly. Right through your cry - in'.

P.M. P.M. P.M. P.M. P.M. P.M.

A5 N.C. G5 N.C. w/Rhy. Fig. 2A & 2B (1st 3 bars only)

There's no de - ny - in'. You point the fin - ger, } cast the first stone.
 from up - on your throne. You

P.M. P.M.

w/Rhy. Fill 1 (1st time) w/Rhy. Fill 2 & 3 (2nd time) **Chorus** w/Rhy. Fig. 1

B5 N.C. N.C. D5 A

Know - ing you're guilt - y, you're still blam - ing me. Say - in', } you are the saint,
 prom - ise, you wink, you hon - est - ly think that

D5 A E5 N.C. D5 A E Esus4 D

I am the sin - ner. You laugh as my heart turns to stone.

Rhy. Fill 1 B5 D5 * 1

w/bar * 1

T
A 4 7 1
B 2 5

* Pull bar up.

Rhy. Fill 2 Harm. * 1 1/2

w/bar Harm. * 1 1/2

T
A 4 7 4
B 2 5

* Pull bar up.

* Rhy. Fill 3 Harm. ** 2

w/bar Harm. ** 2

T
A 9 7 2.6
B 9 7 5

* Very lowly mixed overdub Gtr.
** Pull bar up.

w/Rhy. Fig. 4

N.C.

D5

Na, na, na, nay.

8va

6 6 7

T 22 20 17 T 22 20 17 T 20 17 15 20 17 20 17 15 T 20 17 15 19 18 14 18

Guitar Solo

w/Rhy. Fig. 3 (2 times)

N.C.

loco

P.M. P.M. P.M.

A.H. (8va)

Harm. (8va) * -1/2

B5 +1

N.C.

Harm. (8va) +1

+2 1/2

Harm. (8va)

A.H.

Harm. * -1/2

vib. w/bar +1

Harm. * +1

+2 1/2

Harm.

11 11 11 14 11 13 x x 12 14 14

x x 2.6 (2.6)

2.6 (2.6)

9

* Depress bar before striking note.
 ** Tap midway between the 2nd and 3rd frets (2.6) to get this harmonic.

w/Rhy. Fig. 4 (2 times)

B5 N.C.

D5

Harm. (15ma)

8va

A.H. (8va)

A.H. loco

A.H. (15ma)

Harm.

A.H.

A.H.

trem.

A.H.

(9) 2.6 9

11 x 9 7 7

20 22 20 17 20 17 17

19 17 19 19 17 19 17

19 17 17 17 19 17 17 19 17

N.C.

8va

D5

3

6

T T T T T

7 10 14 12 10 9 10 12 14

9 12 14 16 14 12 9 12 14 16

15 12 15 12 15 17 20

(20)

Verse 3

w/Rhy. Fig. 2A & 2B

N.C.

Musical staff for Verse 3, first line.

3. Soon to your de - mon, you'll be a slave, watch - ing these words. But

Chorus

w/Rhy. Fig. 1 (4 times)

N.C.

Musical staff for Chorus, first line.

un - til that day, you are the saint, I am the sin - ner. You

D5

A

E Esus4

D

N.C.

D5

A

Musical staff for Chorus, second line.

laugh as my heart turns to stone. You are the saint,

D5

A

E5

N.C.

D5

A

Musical staff for Chorus, third line.

I am the sin - ner. Pray till my flesh hits the

E Esus4

D

N.C.

D5

A

Musical staff for Chorus, fourth line.

bone. You are the saint,

Musical staff for Chorus, fifth line with 8va marking.

Musical staff for Chorus, sixth line with T markings and fingerings.

D5

A

E5

N.C.

D5

A

E Esus4

D

Musical staff for Chorus, seventh line.

I am the sin - ner. You laugh as my heart turns to stone.

Musical staff for Chorus, eighth line.

Musical staff for Chorus, ninth line with fingerings.

N.C. D5 A D5 A E5 N.C.

You are the saint, I am the sin - ner.

dim.

D5 A E Esus4 D

You are the saint. No,

8va... loco

* T T T T

16/17\16 14 12 16/17\16 14 12 16/17\16 14 12 16/17\16 14 0 7 12 7 14 7 14 7 14

* Tap and slide w/pick.

N.C.

no, no. You are the sin - ner.

P.M. P.M. P.M. P.M.

E5 D5 E5 N.C. E5 D5 E5

You are the sin-ner.

* * *

P.M. P.M.

* Background overdubbed Gtr. plays power chords here.
Main Gtr. plays single notes not in parentheses.

Chorus

w/Fill 1

C5 F5 G5

w/Rhy. Fig. 1

F5 C5 D5 A5

w/Rhy. Fig. 1 (1st bar only)

F5 C5

we're a mil - lion strong. Woah! _____ Put your trust _ in the heart _ of the young. Woah! _____ The

D5 N.C. A5

G♭5

D♭5

E♭5

B♭5

N.C.

rise of _ the re - bel - lion _ has just be - gun. _____ The trum - pets sound _ off the count - down for a

P.M. P.M. P.M. P.M. P.M. P.M.

G♭5

D♭5

E♭5

F5

new day's _ dawn. _ The fu - ture of all _ will sur - vive, _ it's a - live.

P.M. P.M. P.M. P.M. P.M.

Fill 1

Harm. (8va) **

w/bar

Harm. *T

T
A
B

* Bar depressed before tapping harmonic.

E5

N.C. F#5

G#5

N.C.

Show me _ you're _ still a - live! _____

8va

full

full

full

full

19 (19) 18 21 21 19 21 (21) 19 19 18 19 (19) 21 16 14

P.M. _ _

P.M. _ _

P.M. _ _

0 0 0 0 2 2 4 4 4 4 4 4 6 6 6 6 2 2

0 0 0 2 2 2 2 2 2 2 2 4 4 4 4 6 6 6 2 2

B5

E5

N.C.

loco

8va

loco

3 3 6 6

14 16 14 13 12 13 13 12 13 12 13 15 12 14 16 12 16 12 16 12 14 16 16 17 16 14 16 15 16

P.M. _ _

P.M. _ _ _ _

4 4 2 4 4 4 4 4 4 4 4 4 5 5 5 5 5 5 2 4

2 2 2 2 2 2 2 2 2 2 2 2 2 2 2 2 2 2 2 4

Verse 3

N.C. A5 N.C. A5 N.C. E5 F5 N.C. N.C. A5 N.C. A5 N.C.

3. And there's a fire _____ in the heart of the young. _ See the light - ning

full full P.M. P.M. * P.M. full full P.M.

w/Fill 2

C5 N.C.F5 N.C. A5 N.C. A5 N.C. E5 Fsus2 N.C.

strike the cur - tain with the force _____ of a __ thou - sand gods. _

P.M. P.M. full full P.M. P.M. * P.M.

Chorus

w/Rhy. Fig. 1

N.C. A5 N.C. A5 N.C. C5 F5 G5 N.C. F5 C5

_____ Hear the thun - der, it's in the heart of the young! Woah! _____ Can't you

full full P.M. Harm. (8va) Gtr. 2 Harm. T

* Depress bar before tapping harmonic.

Fill 2

Harm. (8va) slack w/bar * Harm. slack

T A B 4 4 x x

* Bar depressed before tapping harmonic.

D5 A5 F5 C5 D5 A5

feel it burn - in' the heart _ of the young? Woah! _____ We're fight - ing for _ a new way to say,

A.H. (8va)

A.H. full

15 13 (13) (13)

F5 C5 D5 A5 F5 C5

"Car - ry _ on." _ The trum-pets sound _ off the count-down for a new day's _ dawn. _ The

A.H. (8va)

8va.....

A.H.

19 17 17 17 17 20 20

D5 N.C. E5 N.C. w/Rhy. Fill 2 (w/Fretless Bass & Synth) Grs. tacet Repeat and fade

fu-ture of all _ is a - live in the heart of the young! The fu-ture of all, _ we sur-vive, it's a-live. The

8va.....

(20)

Rhy. Fill 2

P.M.....

T	8	8	8	8	8	8	8
A	10	10	10	10	10	10	10
B	8	8	8	8	8	8	8

AERO
 GR
 PU
 BAD
 00660
 BADI
 00660
 BEAT
 00660
 THE E
 00699
 CHUC
 00692
 BLAC
 SOUL
 00692
 BONI
 TIME
 00660
 BRIT
 00692
 BURN
 00660
 CIND
 LO
 00
 NI
 ERIC
 TH
 00
 CR
 00
 CR
 00
 CR
 00
 JO
 ALIC
 00660
 THE (C
 00660
 DAN
 00660
 DEF
 HI
 00
 HY
 ALEX
 00660
 BRUC
 MILL
 00660
 DIO
 00660
 WILL
 00660
 LITA
 00660